






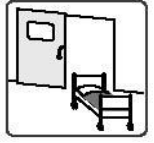











**Activation Units**  
**Manual activation units**

Illustration	Description	Article No.
<b>Manual activation units</b>		
	<b>Elbow switch</b> , standard grey plastic 95x250 mm, 1xNO (+1xNC) contact <b>AK</b>  <i>References 651483, 655255</i>	□ 602001
	<b>Elbow switch</b> , grey plastic with built-in radio transmitter (433,92 MHz) 80x210 mm, 1 change-over contact <b>ES-T</b>	□ 738830
	<b>Elbow switch</b> , aluminium 78x244 mm, 1xNO contact <b>ES-P</b>  <i>References 655762, 655239</i>	□ 600051
	<b>Push plate switch</b> , brushed stainless steel. 114x114x41 mm, without text, 1 change-over contact	□ 709593
	<b>Surface mounting box</b> , dark brown plastic for 709593. 114x114x41 mm	□ 709594
	<b>Adhesive label</b> (for push plate and elbow switch), with blue handicap symbol, 60x60 mm	□ 701704
	<b>Adhesive label</b> (for push plate and elbow switch), with black text "PUSH TO OPEN" 60x60 mm	□ 701705
	<b>Adhesive label</b> (for push plate or elbow switch), with black <b>bed</b> symbol, 60x60 mm	□ 1001662
	<b>Adhesive label</b> (for push plate or elbow switch), with black <b>nurse</b> symbol, 60x60 mm	□ 1001661
	Aluminium sign with international <b>handicap symbol</b>	□ 650453


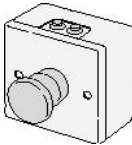
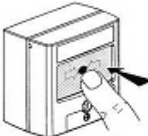
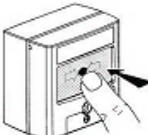
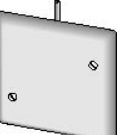
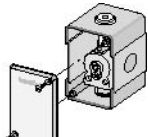


## Activation Units

### Manual activation units

Illustration	Description	Article No.
	<b>Push plate switch, disabled</b> , brushed stainless steel. 43x114x34 mm, 1 change-over contact  <i>Reference RDB2B-6046</i>	□ 708030
	<b>Surface mounting box</b> , black plastic for 708030. 44x114x44 mm  <i>Reference RDB2B-6046</i>	□ 1700082
	<b>Radio transmitter</b> (433,92 MHz), hand held <b>single</b> channel, including battery	□ 738828
	<b>Radio transmitter</b> (433,92 MHz), hand held <b>four</b> channel, including battery	□ 738829
	<b>Radio transmitter board</b> (433,92 MHz), for 709593, including battery	□ 738823
	<b>Radio receiver, single</b> channel, four different codes. 12-24 VDC from operator, 1 change-over contact	□ 738822
	<b>Push button</b> , for wall mounting (or flush mounting in profiles), 1 change-over contact <b>PB</b>	□ 600134
	<b>Push button</b> , for flush mounting, general purpose, 1xNO contact	□ 709378
	<b>Foot and palm switch</b> , black button Ø94 mm, box 85x85 mm, 1xNO + 1xNC contacts, non-locking, IP67	□ 1700115







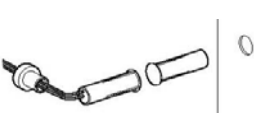
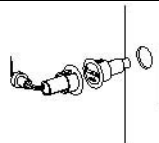
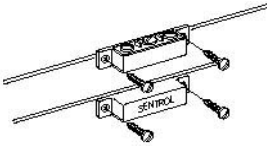

## Activation Units

### Manual activation units

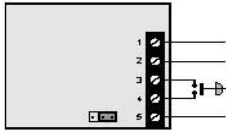
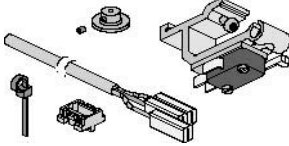






Illustration	Description	Article No.
	<p><b>Emergency button (locking)</b>, in grey plastic surface mounting box 80x80 mm, 1xNO+1xNC contacts <b>EBL</b></p> <p style="text-align: right;"><i>Reference 653915</i></p>	<p>□ 653727</p>
	<p><b>Emergency button (non-locking)</b>, in grey plastic surface mounting box 80x80 mm, 1xNO+1xNC contacts <b>EBN</b></p> <p style="text-align: right;"><i>Reference 653915</i></p>	<p>□ 653726</p>
	<p><b>Emergency button (locking)</b>, red wall box 90x90x57 mm, 1 change-over contact, reset with special key (included), IP40</p>	<p>□ 1700114</p>
	<p><b>Emergency open button (locking)</b>, green wall box 90x90x57 mm, 1 change-over contact, reset with special key (included), IP40</p>	<p>□ 1700085</p>
	<p><b>Pneumatic kick switch</b>, 150x150 mm, excl. PNR-1 pneumatic relay <b>SKP</b></p> <p style="text-align: right;"><i>Reference 650610</i></p>	<p>□ 606003</p>
	<p>Pneumatic relay 55x90 mm, 1xNO (or 1xNC) contact <b>PNR-1</b></p> <p style="text-align: right;"><i>Reference 650763</i></p>	<p>□ 666002</p>
	<p><b>Pull cord switch</b> 52x92 mm, 1xNO+1xNC contacts <b>DK</b></p> <p style="text-align: right;"><i>Reference 651285</i></p>	<p>□ 607001</p>
	<p><b>Pull cord switch, reinforced</b> 204x75 mm, 1xNO+1xNC contacts <b>DKF</b></p> <p style="text-align: right;"><i>Reference 651285</i></p>	<p>□ 608002</p>

## Activation Units

### Manual activation units

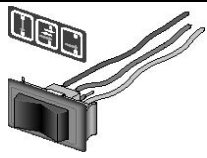


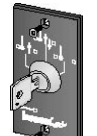
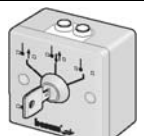

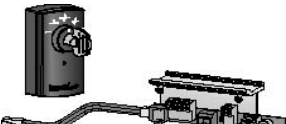
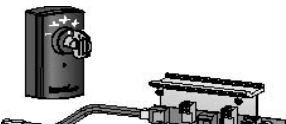
Illustration	Description	Article No.
	<b>Key switch contact</b> , flush mounted including Euro-cylinder, with 3 keys 75x75 mm, 1xNO contact <b>KS-F</b>  <i>Reference 655967</i>	□ 709577
	<b>Spacer rings for KS-F</b> , 2x3 mm grey plastic. To enable flush mounting in shallow profiles. With the spacers the KS-F will build only 46 mm instead of 52 mm into profile/wall. <b>for KS-F</b>	□ 1000895
	<b>Key switch contact</b> , surface mounted including Euro-cylinder, with 3 keys 75x75 mm, 1xNO contact <b>KS-S</b>  <i>Reference 655967</i>	□ 709578
	<b>Key switch contact</b> , flush mounted 80x130 mm, 1xNO contact. Cylinder is <b>not</b> included <b>KSF</b>  <i>Reference 652807</i>	□ 652806
	<b>Key switch contact</b> , surface mounted 80x130 mm, 1xNO contact. Cylinder is <b>not</b> included <b>KSS</b>  <i>Reference 652807</i>	□ 652805
	<b>Cylinder ASSA 507</b> , with 3 keys <b>for KSF and KSS</b>  <i>Reference 652807</i>	□ 738004
	<b>Magnetic switch</b> indicating closed door. 1xNC contact (when door is closed) <b>G1</b>  <i>Reference 652254</i>	□ 652352
	<b>Magnetic switch</b> indicating closed door. 1xNC contact (when door is closed). Can also be used with steel doors <b>G1-S</b>  <i>Reference 652254</i>	□ 652329
	<b>Magnetic switch</b> (colour grey) indicating closed door. 1 change-over contact <b>G2</b>  <i>Reference 652254</i>	□ 652330
	<b>Frame contact</b> , 1 pc (2 pcs are required). 4 contacts	□ 707773

**Activation Units**  
**Manual activation units**



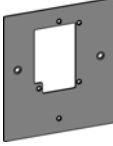
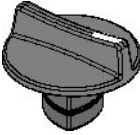





Illustration	Description	Article No.
	<p><b>Open / Close relay</b>, 12-30 VDC. Closing (NO) output. Can be set either as a normal open / close relay or as an automatic closing after 15 minutes, if left open</p> <p style="text-align: right;"><i>Reference 1000641</i></p>	<p>□ 1000640</p>
	<p><b>Impulse kit for MOLD</b>. For UniSlide operators. Has 1 change-over contact that will be activated when someone is pulling the ball of the manual unlocking (MOLD) for the electromechanical lock</p> <p style="text-align: right;"><i>Reference 1000485</i></p>	<p>□ 1000229</p>
<p><b>Keypad - single door system</b></p>		
	<p><b>Keypad</b> 200 codes, brushed stainless steel front without moving parts. IP 68 water tight, vandal resistant. 12 V AC/12-24 V DC, 45x181 mm, 1 change-over contact</p> <p><b>AS626S</b></p> <p style="text-align: right;"><i>Reference 1001792</i></p>	<p>□ 800291</p>
<p><b>Programme selectors</b></p>		
	<p>2 positions with key, black. Surface or flush mounting in profiles, 1xNO+1 change-over contacts</p> <p><b>PS-2</b></p> <p style="text-align: right;"><i>Reference 656058</i></p>	<p>□ 600144</p>
	<p>2 positions with key, in grey plastic surface mounting box</p> <p><b>PSK-2</b></p>	<p>□ 653009</p>
	<p>2 positions with knob, in grey plastic surface mounting box</p> <p><b>PSW-2</b></p>	<p>□ 653003</p>
	<p>2 positions with key, for flush mounting in profiles or in surface mounting box</p> <p><b>PSK-2F</b></p>	<p>□ 655844</p>
	<p>2 positions with knob, for flush mounting in profiles or in surface mounting box</p> <p><b>PSW-2F</b></p>	<p>□ 655843</p>

## Activation Units

### Manual activation units

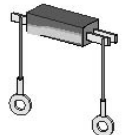

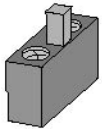
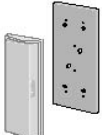
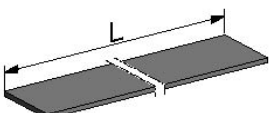




Illustration	Description	Article No.
	3 positions with toggle switch for OPB-A <b>PS-3</b>	<input type="checkbox"/> 655280
	3 positions with toggle switch for PowerSwing <b>PS-3A</b>  <i>Reference 655818</i>	<input type="checkbox"/> 600080
	4 positions with key, for PowerSwing with EXA, in grey plastic box <b>PS-4C</b>	<input type="checkbox"/> 654685
	4 positions with key, for PowerSwing with EXA, flush mount or in surf. box <b>PS-4C</b>	<input type="checkbox"/> 655845
	4 positions with key, for PowerSwing with CSDA (diode included), in grey plastic box <b>PS-4H</b>	<input type="checkbox"/> 653449
	4 positions with key, for PowerSwing with CSDA (diode included), flush mount <b>PS-4H</b>	<input type="checkbox"/> 655954
	5 positions, for UniSlide operators without cover, (PSMB-5 enclosed) <b>PSO-5R</b>  <i>Reference 656037</i>	<input type="checkbox"/> 600136
	5 positions, for UniSlide operators without cover, (PSMB-5 enclosed) <b>PSO-5T</b>  <i>Reference 656057</i>	<input type="checkbox"/> 600133

**Activation Units**  
**Manual activation units**

Illustration	Description	Article No.
	5 positions with key, master for UniSlide operators <b>PS-5M</b>  <i>Reference 656037</i>	<input type="checkbox"/> 600139
	Mounting box for PS-5R, black. Surface or flush mounting in profiles <b>PSMB-5</b>  <i>Reference 656037</i>	<input type="checkbox"/> 600093
	Flush mounting plate for PS-2/PSMB-5/PS-5M/PB, WxH=80x90 mm, black aluminium. Can also be used with PSK-2F/PSW-2F/PS-4C/PS-4H/PSK-6F/PSW-6F <b>for PS-2/PSMB-5/PS-5M/PB</b>	<input type="checkbox"/> 701744
	Knob for programme selector, will replace the standard key  <b>for PS-5R/PS-5T in UniSlide cover</b> <b>for PSMB-5/PS-5M/PS-2 wall box</b>	<input type="checkbox"/> 1000474 <input type="checkbox"/> 1000595
	6 positions with key, in grey plastic surface mounting box <b>PSK-6</b>	<input type="checkbox"/> 655708
	6 positions with knob, in grey plastic surface mounting box <b>PSW-6</b>	<input type="checkbox"/> 655709
	6 positions with key, for flush mounting in profiles or in surface mounting box <b>PSK-6F</b>	<input type="checkbox"/> 655763
	6 positions with knob, for flush mounting in profiles or in surface mounting box <b>PSW-6F</b>	<input type="checkbox"/> 655765
	Surface mounting box for PSK/PS-4, black aluminium <b>for PSK/PSW/PS-4</b>  <i>Reference 655807</i>	<input type="checkbox"/> 655806

## Activation Units

### Manual activation units

Illustration	Description	Article No.
<b>Accessories</b>		
	Switch set for additional impulse, 1xNO (+1xNC) contact <b>for AK</b>  <i>Reference 655255</i>	□ 651484
	Switch set for additional impulse, 1xNO contact <b>for ES-P</b>  <i>Reference 655239</i>	□ 709451
	Switch set for additional impulse, 1xNO contact <b>for KS-F/KS-S</b>  <i>Reference 655967</i>	□ 709586
	Mounting plate for AK and ESP, grey 115x270 mm <b>MP-AK</b>  <i>Reference 652757</i>	□ 652758
	Mounting plate (black aluminium 75x5 mm) State length L (price per started metre) <b>MP</b>	□ 701238
	<b>Connection cable (not screened)</b> , 3x0,25 mm <sup>2</sup> . State length L. Price per metre	□ 709420
	<b>Connection cable (not screened)</b> , 6x0,25 mm <sup>2</sup> . State length L. Price per metre	□ 709555
	<b>Connection cable (screened)</b> , 5x0,25 mm <sup>2</sup> . State length L. Price per metre	□ 709462
	<b>Connection cable (screened)</b> , 8x0,14 mm <sup>2</sup> . State length L. Price per metre	□ 709461